

Building and Using Ensembl Based Annotation Packages with ensemblDb

Johannes Rainer¹

June 25, 2016

Introduction

- TxDb objects from GenomicFeatures provide gene model annotations:
 - Used for RNA-seq, ChIP-seq, etc.
- `ensembldb` package defines the `EnsDb` class:
 - Same functionality as TxDb objects, **plus**:
 - Designed for Ensembl: **all** genes, attributes *gene biotype* and *tx biotype*.
 - Allows to query specific annotations using a simple **filter framework**.

Query gene, transcript, exon information

- Available methods to extract data:
 - genes
 - transcripts
 - transcriptsBy
 - exons
 - exonsBy
 - cdsBy
 - fiveUTRsByTranscripts
 - threeUTRsByTranscripts

Query gene, transcript, exon information

- Example: get all genes encoded on chromosome Y.

```
library(EnsDb.Hsapiens.v81)
edb <- EnsDb.Hsapiens.v81
## Create a filter object
sf <- SeqnameFilter("Y")
## Retrieve the data.
genes(edb, filter=sf)
```

```
...
ENSG00000237917      Y [26594851, 26634652]      - | ENSG00000237917
ENSG00000231514      Y [26626520, 26627159]      - | ENSG00000231514
ENSG00000235857      Y [56855244, 56855488]      + | ENSG00000235857
      gene_name      entrezid      gene_biotype
      <character> <character>      <character>
      LRG_186      LRG_186      1438      LRG_gene
ENSG00000251841  RNU6-1334P      snRNA
ENSG00000184895      SRY      6736      protein_coding
      ...      ...      ...      ...
ENSG00000237917      PARP4P1      unprocessed_pseudogene
ENSG00000231514      FAM58CP      processed_pseudogene
ENSG00000235857      CTBP2P1      processed_pseudogene
      seq_coord_system
      <character>
      LRG_186      chromosome
ENSG00000251841      chromosome
ENSG00000184895      chromosome
      ...      ...
ENSG00000237917      chromosome
ENSG00000231514      chromosome
```

Available filters

- For **genes**: GeneidFilter, GenenameFilter, EntrezidFilter and GenebiotypeFilter; in future: SymbolFilter.
- For **transcripts**: TxidFilter and TxbiotypeFilter.
- For **exons**: ExonidFilter and ExonrankFilter.
- Based on chromosomal coordinates: SeqnameFilter, SeqstrandFilter, SeqstartFilter, SeqendFilter and GRangesFilter.
- Multiple filters are combined with a logical *AND*.
- Each filter supports 1:n values and also a *like* condition.

Available filters

- Example: combine filters.

```
## Example for a GRangesFilter:
grf <- GRangesFilter(GRanges(17, IRanges(59000000, 59200000)),
                    condition="within")
## Combine with a GenebiotypeFilter to get all genes in the region
## EXCEPT pre-miRNAs and snRNAs.
genes(edb, filter=list(grf,
                      GenebiotypeFilter(c("miRNA", "snRNA"),
                                         condition="!=")))
```

GRanges object with 4 ranges and 5 metadata columns:

	seqnames	ranges	strand	gene_id
	<Rle>	<IRanges>	<Rle>	<character>
ENSG00000263558	17	[59059226, 59059493]	+	ENSG00000263558
ENSG00000224738	17	[59106598, 59118267]	+	ENSG00000224738
ENSG00000182628	17	[59109951, 59155269]	-	ENSG00000182628
ENSG00000266537	17	[59174983, 59181787]	-	ENSG00000266537
	gene_name	entrezid	gene_biotype	
	<character>	<character>	<character>	
ENSG00000263558	RN7SL716P		misc_RNA	
ENSG00000224738	AC099850.1		antisense	
ENSG00000182628	SKA2	348235	protein_coding	
ENSG00000266537	SPDYE22P		unprocessed_pseudogene	
	seq_coord_system			
	<character>			
ENSG00000263558	chromosome			
ENSG00000224738	chromosome			
ENSG00000182628	chromosome			
ENSG00000266537	chromosome			

ensemldb and the AnnotationDbi API

- EnsDb support all AnnotationDbi methods **with filters**.
- Example: use AnnotationDbi's select method to fetch annotations.

```
## Get all data for the gene SKA2
Res <- select(edb, keys="SKA2", keytype="GENENAME")
head(Res, n=3)
```

	ENTREZID	EXONID	EXONIDX	EXONSEQEND	EXONSEQSTART	GENEBIOTYPE
1	348235	ENSE00001324111	1	59155269	59155131	protein_coding
2	348235	ENSE00003636954	2	59131367	59131281	protein_coding
3	348235	ENSE00003478713	3	59119495	59119319	protein_coding
	GENEID	GENENAME	GENESEQEND	GENESEQSTART	ISCIRCULAR	SEQCOORDSYSTEM
1	ENSG00000182628	SKA2	59155269	59109951	0	chromosome
2	ENSG00000182628	SKA2	59155269	59109951	0	chromosome
3	ENSG00000182628	SKA2	59155269	59109951	0	chromosome
	SEQLength	SEQNAME	SEQSTRAND	TXBIOTYPE	TXCDSSEQEND	TXCDSSEQSTART
1	83257441	17	-1	protein_coding	59155163	59112277
2	83257441	17	-1	protein_coding	59155163	59112277
3	83257441	17	-1	protein_coding	59155163	59112277
	TXID	TXNAME	TXSEQEND	TXSEQSTART		
1	ENST00000330137	ENST00000330137	59155269	59109951		
2	ENST00000330137	ENST00000330137	59155269	59109951		
3	ENST00000330137	ENST00000330137	59155269	59109951		

ensemblDb and the AnnotationDbi API

```
## Or: pass filters with keys parameter to have more control:  
## For the gene SKA2: get all exons except exons 1 and 2  
## for all tx targeted for nonsense mediated decay.  
select(edb, keys=list(GenenameFilter("SKA2"),  
                      TxbiotypeFilter("nonsense_mediated_decay"),  
                      ExonrankFilter(1:2, condition="!=")))
```

	ENTREZID	EXONID	EXONIDX	EXONSEQEND	EXONSEQSTART	GENEBIOTYPE
1	348235	ENSE00002710994	3	59124428	59124307	protein_coding
2	348235	ENSE00003552567	4	59119495	59119319	protein_coding
3	348235	ENSE00002729093	5	59112345	59111890	protein_coding
4	348235	ENSE00003594135	3	59119495	59119319	protein_coding
5	348235	ENSE00002695019	4	59112345	59112262	protein_coding
	GENEID	GENENAME	GENESEQEND	GENESEQSTART	ISCIRCULAR	SEQCOORDSYSTEM
1	ENSG00000182628	SKA2	59155269	59109951	0	chromosome
2	ENSG00000182628	SKA2	59155269	59109951	0	chromosome
3	ENSG00000182628	SKA2	59155269	59109951	0	chromosome
4	ENSG00000182628	SKA2	59155269	59109951	0	chromosome
5	ENSG00000182628	SKA2	59155269	59109951	0	chromosome
	SEQLENGTH	SEQNAME	SEQSTRAND	TXBIOTYPE	TXCDSSEQEND	TXCDSSEQSTART
1	83257441	17	-1	nonsense_mediated_decay	59155163	59124363
2	83257441	17	-1	nonsense_mediated_decay	59155163	59124363
3	83257441	17	-1	nonsense_mediated_decay	59155163	59124363
4	83257441	17	-1	nonsense_mediated_decay	59155083	59119474
5	83257441	17	-1	nonsense_mediated_decay	59155083	59119474
	TXID	TXNAME	TXSEQEND	TXSEQSTART		
1	ENST00000578519	ENST00000578519	59155182	59111890		
2	ENST00000578519	ENST00000578519	59155182	59111890		
3	ENST00000578519	ENST00000578519	59155182	59111890		
4	ENST00000583976	ENST00000583976	59155177	59112262		

Annotation for feature counting

- exonsBy: provide gene model information for feature counting.
- Example: feature counting using GenomicAlignments' summarizeOverlaps method.

```
## Get exons by gene, for chromosomes 1:22, X, Y, excluding also locus reference
## genomic genes (LRG)
exns <- exonsBy(edb, by="gene", filter=list(SeqnameFilter(c(1:22, "X", "Y")),
                                           GeneidFilter("ENSG%", "like")))

## Load the required libraries.
library(GenomicAlignments)
library(BiocParallel)
## Get the Bam files.
bfl <- BamFileList(dir("data/bam", pattern=".bam$", full.names=TRUE),
                  asMates=TRUE, yieldSize=1e+6, obeyQname=TRUE)
## Define a ScanBamParam with a mapping quality filter.
sbp <- ScanBamParam(mapqFilter=30)
## Do the gene counting
geneCounts <- bplapply(bfl, FUN=summarizeOverlaps, features=exns,
                       mode="IntersectionStrict", ignore.strand=TRUE,
                       singleEnd=FALSE, fragments=TRUE, param=sbp)
geneCounts <- do.call(cbind, geneCounts)
```

Annotation for feature counting

- Example: gene models for Rsubread'2 featureCount function.

```
## Convert the exon list to SAF format
saf <- toSAF(exns)

head(saf)

####
## Do the feature counting using the Rsubread package
library(Rsubread)
bamf <- dir("data/bam", pattern=".bam$", full.names=TRUE)
cnts <- featureCounts(files=bamf, annot.ext=saf, isPairedEnd=TRUE, nthreads=1)
```

Integrating UCSC and Ensembl annotations

- UCSC and Ensembl use different chromosome naming styles.
- Example: How to integrate Ensembl based annotation with UCSC data?

```
## Get chromosome names
head(seqlevels(edb))
## Different from UCSC style: chr1...
```

```
[1] "1" "10" "11" "12" "13" "14"
```

```
## Get genes on chromosome Y, UCSC style.
genes(edb, filter=SeqnameFilter("chrY"))
```

GRanges object with 0 ranges and 5 metadata columns:

```
seqnames  ranges strand |   gene_id  gene_name  entrezid gene_biotype
  <Rle> <IRanges> <Rle> | <character> <character> <character> <character>
seq_coord_system
  <character>
```

seqinfo: no sequences

Integrating UCSC and Ensembl annotations

```
## Solution: change the chromosome naming style:  
seqlevelsStyle(edb) <- "UCSC"  
## Get chromosome names  
head(seqlevels(edb))
```

```
[1] "chr1" "chr10" "chr11" "chr12" "chr13" "chr14"
```

Warning message:

```
In .formatSeqnameByStyleFromQuery(x, sn, ifNotFound) :
```

More than 5 seqnames with seqlevels style of the database (Ensembl) could not be mapped to the seq

- Sequence names are mapped between *styles* using the GenomeInfoDb package.

```
genes(edb, filter=SeqnameFilter("chrY"))
```

```
...  
ENSG00000237917 chrY [26594851, 26634652] - | ENSG00000237917  
ENSG00000231514 chrY [26626520, 26627159] - | ENSG00000231514  
ENSG00000235857 chrY [56855244, 56855488] + | ENSG00000235857  
      gene_name      entrezid      gene_biotype  
      <character> <character>      <character>  
      LRG_186      LRG_186      1438      LRG_gene  
ENSG00000251841 RNU6-1334P      snRNA  
ENSG00000184895 SRY      6736      protein_coding  
      ...      ...      ...  
ENSG00000237917 PARP4P1      unprocessed_pseudogene  
ENSG00000231514 FAM58CP      processed_pseudogene  
ENSG00000235857 CTBP2P1      processed_pseudogene  
seq_coord_system
```

Integrating UCSC and Ensembl annotations

```
## Use case:
## Get mRNA sequences for SKA2 using BSgenome.
library(BSgenome.Hsapiens.UCSC.hg38) ## <- UCSC based
## Get exons by transcript
ska2tx <- exonsBy(edb, by="tx", filter=GenenameFilter("SKA2"))
## Use GenomicFeatures' extractTranscriptSeqs
head(extractTranscriptSeqs(BSgenome.Hsapiens.UCSC.hg38, ska2tx))
```

A DNASTringSet instance of length 6

	width	seq	names
[1]	2798	AATGAGTGCAGATGTTGAGTGA...AACCTACAATCCTCTTTCTAAAA	ENST00000330137
[2]	625	GCCGCGGTCTGCGGAATGTCAAC...AATGAGAATAAAACGATTTAAAT	ENST00000437036
[3]	689	GCGGAATGTCAACTATTCAACAT...TGTACATTTTCAGTCATTTCGGTAT	ENST00000578105
[4]	894	GGAATGTCAACTATTCAACATGG...TATGTACATTTTCAGTCATTTCGGT	ENST00000578519
[5]	689	GCGGAATGTCAACTATTCAACAT...TACATTTTCAGTCATTTCGGTATGT	ENST00000580541
[6]	595	GACAGCTGTCCAATGGAGGCCCT...TTGCATCTGTTTTCTTTTCTAA	ENST00000581068


- Preferred way: use `getGenomeFaFile` method to get the *correct* genomic sequence.

Plotting support

- ggbio and Gviz: plot data along genomic coordinates.
- ggbio: support for EnsDb objects **and filters** integrated.
- Example: use ggbio and ensemblDb to plot a chromosomal region.

```
library(ggbio)
```

```
## Plot the SKA2 gene model by passing a filter to the function.  
autoplot(edb, GenenameFilter("SKA2"))
```

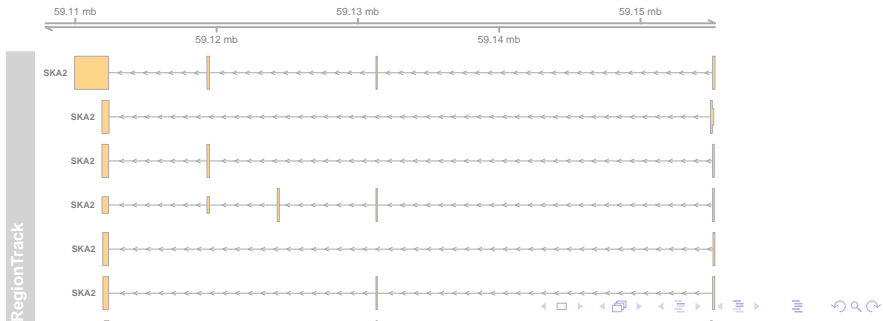


Plotting support

- Gviz: `getGeneRegionTrackForGviz` method to extract Gviz-formatted data.
- Example: plot genes encoded on a chromosomal region using Gviz.

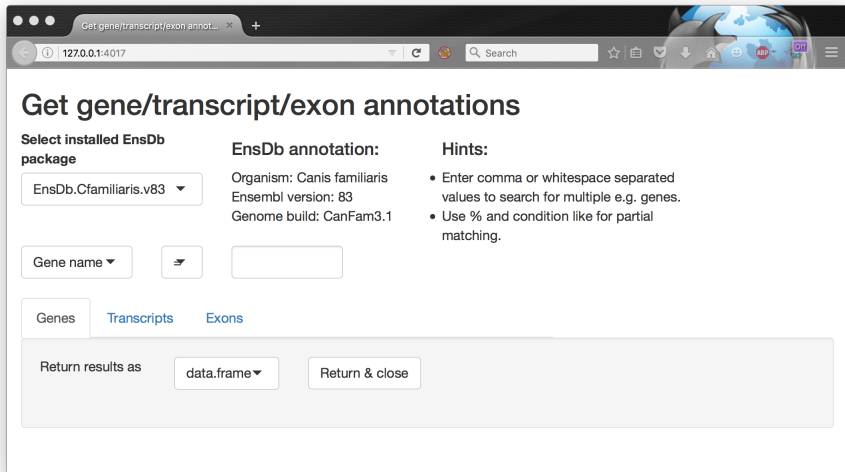
```
library(Gviz)
## Get all genes encoded in the same genomic region (same strand)
ska2 <- genes(edb, filter=GenenameFilter("SKA2"))
grt <- getGeneRegionTrackForGviz(edb, filter=GRangesFilter(ska2,
                                                           condition="overlapping"))

geneTrack <- GeneRegionTrack(grt)
plotTracks(list(GenomeAxisTrack(), geneTrack), transcriptAnnotation="symbol")
```



The ensemblDb shiny app

- The ensemblDb shiny app allows interactive annotation look-up: `runEnsDbApp()`.



The screenshot shows a web browser window with the URL `127.0.0.1:4017`. The page title is "Get gene/transcript/exon annotations". The interface is divided into several sections:

- Select installed EnsDb package:** A dropdown menu showing "EnsDb.Cfamiliaris.v83".
- EnsDb annotation:** Text indicating "Organism: Canis familiaris", "Ensembl version: 83", and "Genome build: CanFam3.1".
- Hints:** A list of instructions: "Enter comma or whitespace separated values to search for multiple e.g. genes." and "Use % and condition like for partial matching."
- Search:** A "Gene name" dropdown, a search icon, and an empty input field.
- Output Format:** Tabs for "Genes", "Transcripts", and "Exons". Below them, a "Return results as" dropdown set to "data.frame" and a "Return & close" button.

Building annotation databases

The easiest way: with AnnotationHub

- `ensDbFromAH`: build an `EnsDb` database from an `AnnotationHub` (gtf) resource.

```
library(AnnotationHub)
ah <- AnnotationHub()
## Query for available Ensembl gtf files for release 83.
query(ah, pattern=c("ensembl", "release-83", "gtf"))

## Select one; in this case: Anolis carolinensis (lizard)
edbSql83 <- ensDbFromAH(ah=ah["AH7537"])

## Use the database right away.
db <- EnsDb(edbSql83)
genes(db, filter=SeqnameFilter("2"))

## Make a package from the database.
makeEnsemblDbPackage(ensdb=edbSql83, version="1.0.0",
  maintainer="Johannes Rainer <johannes.rainer@eurac.edu>",
  author="J Rainer")
```

- **But:** no NCBI Entrez Gene IDs available.

Building annotation databases

The easy way: from gtf and gff files

- `ensDbFromGtf`: create an `EnsDb` from a *gtf* or *gff* file.
- *Should* work with all gtf and gff files from Ensembl.
- **But**: gtf files don't provide NCBI Entrez Gene IDs.
- Example: create an `EnsDb` from a GTF file downloaded from `ftp://ftp.ensembl.org`.

```
## Create an EnsDb from an Ensembl GTF file.  
  
## Create the SQLite database file:  
## o Eventually define 'organism' and 'genomeVersion'.  
## o Needs also an internet connection to retrieve the 'seqlengths'.  
edbSql <- ensDbFromGtf("data/gtf/Canis_familiaris.CanFam3.1.84.gtf.gz")  
  
edbSql  
  
## Use the makeEnsemblDbPackage to create a package, or load and use it.  
dogDb <- EnsDb(edbSql)  
  
dogDb  
  
## Fully functional, except we don't have Entrez gene ids.  
head(genes(dogDb, filter=SeqnameFilter("X")))
```

Building annotation databases

The hard way: using Ensembl's Perl API

- Requires:
 - Perl.
 - Ensembl Perl API (and Bioperl).
- `fetchTablesFromEnsembl` to fetch the annotations from Ensembl.
- `makeEnsemblSQLiteFromTables` to create the SQLite database from the tables.
- `makeEnsemblDbPackage` to create a package containing and providing the annotation.
- Example: create an `EnsDb` using the Perl API.

```
## Create an EnsDb using the Ensembl Perl API:
## This takes quite some time...
fetchTablesFromEnsembl(version="81",
                       ensemblapi="/Users/jo/ensembl/81/API/ensembl/modules",
                       species="dog")

## Create an SQLite database from the generated txt files
dbf <- makeEnsemblSQLiteFromTables()
```

Finally. . .

Thank you for your attention!